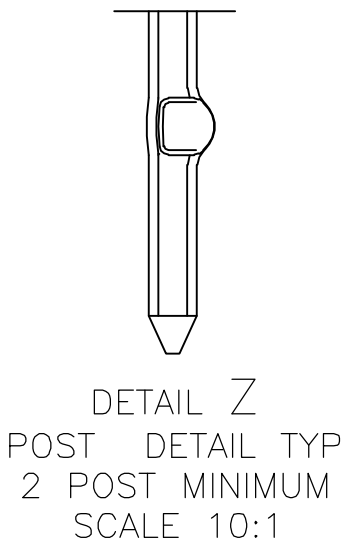
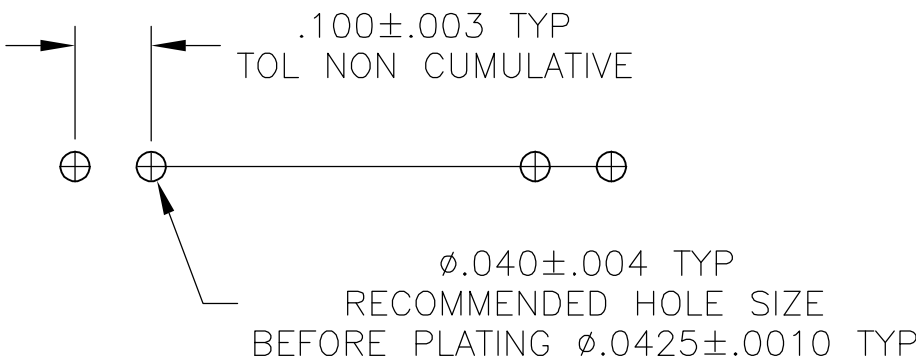
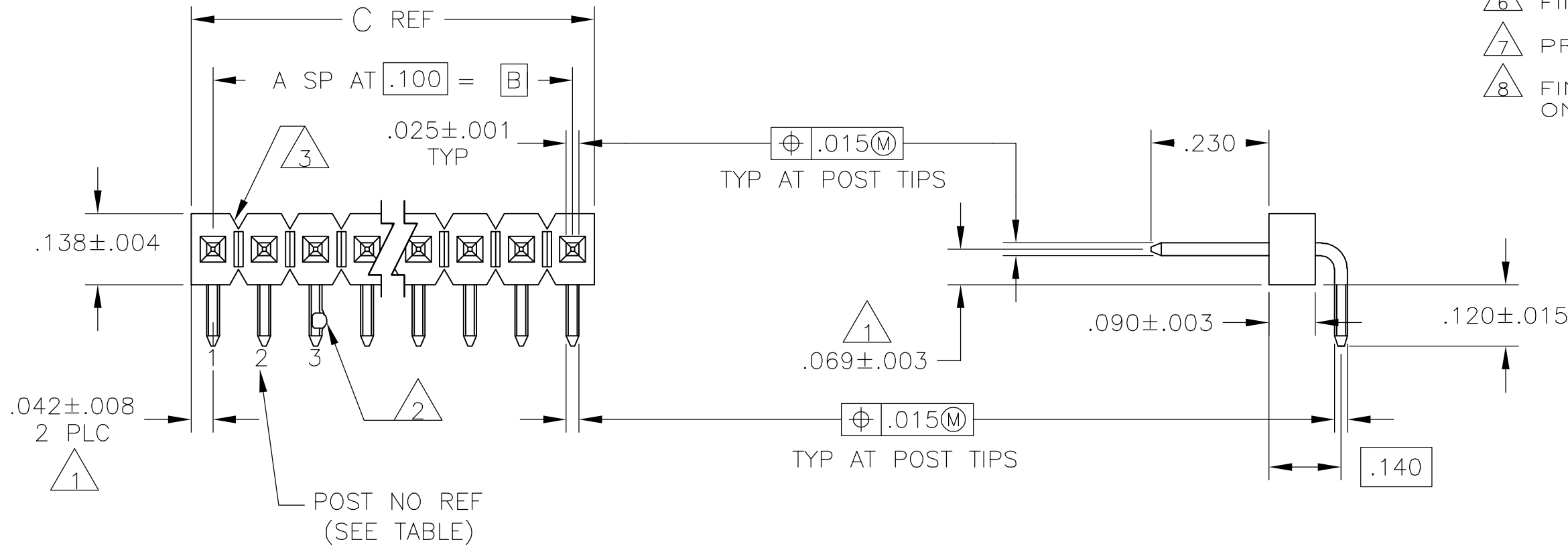


LOC	DIST	REVISIONS					
AD	00	P	LTR	DESCRIPTION	DATE	DWN	APVD
			K	EC 0G3C 0195 05	30MAY05	BSV	JLG

- 1 THE NOTED DIMENSION APPLIES AT THE INTERSECTION OF THE POST AND HOUSING
- 2 SELECTIVE POSTS ARE FORMED TO PROVIDE CONNECTOR RETETNTION TO PC BOARD UNTIL SOLDERED. RETENTION FEATURE IS FOR .055 MINIMUM PC BOARD THICKNESS. SEE DETAIL Z FOR FORM AND TABLE FOR LOCATIONS.
- 3 BREAKAWAY NOTCH ANGLE CAN BE ORIENTED TO THE RIGHT (AS SHOWN) OR TO THE LEFT
- 4 PARTS TO BE PACKAGED IN TUBES.
- 5 FINISH: .000100—.000200 MATTE TIN LEAD OVER .000050 NICKEL ON ENTIRE POST.
- 6 FINISH:.000100—.000200 BRIGHT TIN OVER .000050 NICKEL ON ENTIRE POST.
- 7 PRELIMINARY PART—NOT RELEASED FOR PRODUCTION.
- 8 FINISH: .000100—.000200 MATTE TIN OVER .000050 NICKEL ON ENTIRE POST.






























































RECOMMENDED HOLE LAYOUT


THIS DRAWING IS A CONTROLLED DOCUMENT.		DWN M. PASTAL 4FEB88	<b>tyco</b> Electronics Tyco Electronics Corporation Harrisburg, Pa 17105-3608			
DIMENSIONS: INCHES		CHK R. FEIDT 9FEB88				
		APVD M. PASTAL 9FEB88	NAME HEADER ASSY, MOD II, BREAKAWAY, RIGHT ANGLE, SINGLE ROW, .100 C/L, .025 SQ. POSTS, W/HOLD-DOWN CONFIG			
		PRODUCT SPEC	SIZE A2			
MATERIAL —		FINISH SEE TABLE	WEIGHT —	CAGE CODE 00779	DRAWING NO C=104349	RESTRICTED TO —
CUSTOMER DRAWING			SCALE 4:1	SHEET 1	OF 2	REV K

THIS DRAWING IS UNPUBLISHED.	RELEASED FOR PUBLICATION	- , -
© COPYRIGHT - BY TYCO ELECTRONICS CORPORATION. ALL RIGHTS RESERVED.		

LOC	DIST	REVISIONS					
AD	00	P	LTR	DESCRIPTION	DATE	OWN	APVO
			—	SEE SHEET 1	—	—	—

4		1,2,3,4,26,27,28,29	2.884	2.800	28	29	7-104349-9
		1,2,3,4,6,7,8,9	.884	.800	8	9	7-104349-8
		1,2,3,4,37,38,39,40	3.984	3.900	39	40	7-104349-7
		1,2,3,4,32,33,34,35	3.484	3.400	34	35	7-104349-6
		1,2,3,4,27,28,29,30	2.984	2.900	29	30	7-104349-5
		1,2,3,4,23,24,25,26	2.584	2.500	25	26	7-104349-4
		1,2,3,4,22,23,24,25	2.484	2.400	24	25	7-104349-3
		1,2,3,4,21,22,23,24	2.384	2.300	23	24	7-104349-2
		1,2,3,4,20,21,22,23	2.284	2.200	22	23	7-104349-1
		1,2,3,4,19,20,21,22	2.184	2.100	21	22	7-104349-0
		1,2,3,4,18,19,20,21	2.084	2.000	20	21	6-104349-9
		1,2,3,4,17,18,19,20	1.984	1.900	19	20	6-104349-8
		1,2,3,4,16,17,18,19	1.884	1.800	18	19	6-104349-7
		1,2,3,4,15,16,17,18	1.784	1.700	17	18	6-104349-6
		1,2,3,4,14,15,16,17	1.684	1.600	16	17	6-104349-5
		1,2,3,4,13,14,15,16	1.584	1.500	15	16	6-104349-4
		1,2,3,4,12,13,14,15	1.484	1.400	14	15	6-104349-3
		1,2,3,4,11,12,13,14	1.384	1.300	13	14	6-104349-2
		1,2,3,4,10,11,12,13	1.284	1.200	12	13	6-104349-1
		1,2,3,4,9,10,11,12	1.184	1.100	11	12	6-104349-0
		1,2,3,4,8,9,10,11	1.084	1.000	10	11	5-104349-9
		1,2,3,4,7,8,9,10	.984	.900	9	10	5-104349-8
		1,2,3,4,6,7,8,9	.884	.800	8	9	5-104349-7
		ALL	.784	.700	7	8	5-104349-6
		ALL	.684	.600	6	7	5-104349-5
		ALL	.584	.500	5	6	5-104349-4
		ALL	.484	.400	4	5	5-104349-3
		ALL	.384	.300	3	4	5-104349-2
	ALL	.284	.200	2	3	5-104349-1	
PLATING	HOLD-DOWN POST CONFIGURATION LOCATION	C	B	A	NO OF POSN	ASSEMBLY PART NUMBER	

4		ALL	.584	.500	5	6	3-104349-0
		1,2,3,4,26,27,28,29	2.884	2.800	28	29	2-104349-9
		1,2,3,4,6,7,8,9	.884	.800	8	9	2-104349-8
		1,2,3,4,37,38,39,40	3.984	3.900	39	40	2-104349-7
		1,2,3,4,32,33,34,35	3.484	3.400	34	35	2-104349-6
		1,2,3,4,27,28,29,30	2.984	2.900	29	30	2-104349-5
		1,2,3,4,23,24,25,26	2.584	2.500	25	26	2-104349-4
		1,2,3,4,22,23,24,25	2.484	2.400	24	25	2-104349-3
		1,2,3,4,21,22,23,24	2.384	2.300	23	24	2-104349-2
		1,2,3,4,20,21,22,23	2.284	2.200	22	23	2-104349-1
		1,2,3,4,19,20,21,22	2.184	2.100	21	22	2-104349-0
		1,2,3,4,18,19,20,21	2.084	2.000	20	21	1-104349-9
		1,2,3,4,17,18,19,20	1.984	1.900	19	20	1-104349-8
		1,2,3,4,16,17,18,19	1.884	1.800	18	19	1-104349-7
		1,2,3,4,15,16,17,18	1.784	1.700	17	18	1-104349-6
		1,2,3,4,14,15,16,17	1.684	1.600	16	17	1-104349-5
		1,2,3,4,13,14,15,16	1.584	1.500	15	16	1-104349-4
		1,2,3,4,12,13,14,15	1.484	1.400	14	15	1-104349-3
		1,2,3,4,11,12,13,14	1.384	1.300	13	14	1-104349-2
		1,2,3,4,10,11,12,13	1.284	1.200	12	13	1-104349-1
		1,2,3,4,9,10,11,12	1.184	1.100	11	12	1-104349-0
		1,2,3,4,8,9,10,11	1.084	1.000	10	11	104349-9
		1,2,3,4,7,8,9,10	.984	.900	9	10	104349-8
		1,2,3,4,6,7,8,9	.884	.800	8	9	104349-7
		ALL	.784	.700	7	8	104349-6
		ALL	.684	.600	6	7	104349-5
		ALL	.584	.500	5	6	104349-4
		ALL	.484	.400	4	5	104349-3
	ALL	.384	.300	3	4	104349-2	
	ALL	.284	.200	2	3	104349-1	
PLATING	HOLD-DOWN POST CONFIGURATION LOCATION	C	B	A	NO OF POSN	ASSEMBLY PART NUMBER	

THIS DRAWING IS A CONTROLLED DOCUMENT.		DWN M. PASTAL 4FEB88		<div><div><div>tyco</div><div>Electronics</div></div><div>Tyco Electronics Corporation Harrisburg, Pa 17105-3608</div></div>			
DIMENSIONS: INCHES		CHK R. FEIDT 9FEB88					
	TOLERANCES UNLESS OTHERWISE SPECIFIED:		APVD M. PASTAL 9FEB88		NAME  HEADER ASSY, MOD II, BREAKAWAY, RIGHT ANGLE, SINGLE ROW, .100 C/L, .025 SQ. POSTS, W/HOLD-DOWN CONFIG		
			PRODUCT SPEC —				
			APPLICATION SPEC —				
			—				
MATERIAL —	FINISH SEE TABLE		WEIGHT —	SIZE A2	CAGE CODE 00779	DRAWING NO C-104349	RESTRICTED TO —
CUSTOMER DRAWING				SCALE 1:1	SHEET 2 OF 2	REV K	